

# Project Guide



## Premium Natural Translucent Colours to Enhance the Beauty of Timber

**sikkens**

### Table of Contents

Quick Project Guide..... Page 4

Preparation & Application..... Page 6

Timber Decking..... Page 8

Doors, Windows, Cladding & Screening..... Page 10

Outdoor Furniture..... Page 12

Maintenance & Re-Coating Guide ..... Page 14

# Choose your colour

# sikkens

## High performance timber coatings when only the best will do.

### A leader in timber colour & enhancement.

For more than 200 years, Sikkens has been trusted by designers, architects, professional painters and proud homeowners, to deliver superior products that outclass the rest.

### Made for Australian conditions.

Sikkens delivers premium long-term durability and performance in the most challenging of environments and has been protecting timber in Australia for over 45 years.

### The Sikkens Cetol difference.


Sikkens Cetol timber coatings produce exceptionally translucent and natural looking finishes, nourishing, enriching and protecting the beauty of timber for years to come.

### The Sikkens Cetol advantage.


Sikkens Cetol timber coatings are easy to apply and easy to maintain. When the timber surface starts to look tired, simply re-apply a fresh coat of the previously used Cetol finish. No need to sand, strip back or remove the aged coating.




**Enhancing timber  
in Australia for  
over 45 years.**




Pine (077)



Light Oak (006)



Dark Oak (009)




Walnut (010)



Ebony (020)



Mahogany (045)



Teak (085)

For that truly unique timber colour, Sikkens Cetol HLSe colours may be blended together to create the perfect base tone for your project.

Colour tone richness will increase with the number of coats applied.

Note: Printed colours are as close a representation as possible. Base timber colour will effect final colour finish.

## Test your colour with a sample pot.

Sikkens coatings are micro porous and formulated to effortlessly penetrate deep into timber for maximum colour enhancement, nourishment, sealing and protection.

Due to the wide variety of timber colours and densities, a trial patch is recommended before full application to see the final result on your timber.

Sikkens sample cans are available for onsite colour testing.



# Choose your project

Project	Product Options	Outcome	Durability	Finish	System Colours	Advantages	Products	Approx. Coverage Per Coat	Time Between Coats	Clean Up	Dry Time
Timber Decking	Option 1 Cetol BLX-Pro	Efficient	High	Semi Transparent Satin	Light Oak Dark Oak Walnut Pine Teak	<ul style="list-style-type: none"> <li>Transforms timber colour, seals &amp; protects.</li> <li>Fast drying - recoat after only 2 hours.</li> <li><b>Coat your deck in a day.</b></li> <li>Micro porous - allowing timber to breath.</li> <li>High durability and UV resistance.</li> </ul>	3 Coats Cetol BLX-Pro	15m <sup>2</sup> / L	2 hours	Water	Foot Traffic 4 hours. Full cure 7 days.
	Option 2 Cetol HLSe	Elegant	High	Highly Transparent Satin	Light Oak Dark Oak Walnut Pine Teak Ebony Mahogany	<ul style="list-style-type: none"> <li>Transforms timber colour, nourishes, seals &amp; protects.</li> <li>Premium oil-based formula to enhance the natural beauty of timber.</li> <li>Highly transparent finish that doesn't mask timber grain.</li> <li>Colour tone naturally fades over time.</li> <li>Micro porous - allowing timber to breath.</li> <li>High UV resistance and water repellency.</li> </ul>	3 Coats Cetol HLSe	Smooth 12-16m <sup>2</sup> / L Rough 4-8m <sup>2</sup> / L	24 hours	Mineral Turps	Foot Traffic 24 hours. Full cure 7 days.
	Option 3 Cetol HLSe + Cetol Deck or Cetol Deck Slip Resistant (P4 Slip Rating)	Robust	Very High	Highly transparent Satin	Light Oak Dark Oak Walnut Pine Teak Ebony Mahogany	<ul style="list-style-type: none"> <li>Transforms timber colour, nourishes &amp; seals with maximum durability.</li> <li>First choose &amp; apply your preferred Cetol HLSe colour.</li> <li>Then protect with 2 coats of Cetol Deck or Cetol Deck Slip Resistant.</li> <li>Premium oil-based formulas to enhance the natural beauty of timber.</li> <li>Highly transparent finish that doesn't mask timber grain.</li> <li>Micro porous - allowing timber to breath.</li> <li>Very high UV resistance &amp; maximum durability.</li> </ul>	1 Coat Cetol HLSe  2 Coats Cetol Deck or Cetol Deck Slip Resistant	Smooth 12-16m <sup>2</sup> / L Rough 4 - 8m <sup>2</sup> / L  8 - 10m <sup>2</sup> / L	24 hours	Mineral Turps	Foot Traffic 24 hours. Full cure 7 days.
Outdoor Furniture	Option 1 Cetol BLX-Pro	Efficient	High	Semi Transparent Satin	Light Oak Dark Oak Walnut Pine Teak	<ul style="list-style-type: none"> <li>Transforms timber colour, seals &amp; protects.</li> <li>Fast drying - recoat after only 2 hours.</li> <li><b>Coat your outdoor furniture in a day.</b></li> <li>Micro porous - allowing timber to breath.</li> <li>High durability and UV resistance.</li> </ul>	3 Coats Cetol BLX-Pro	15m <sup>2</sup> / L	2 hours	Water	Foot Traffic 4 hours. Full cure 7 days.
	Option 2 Cetol HLSe	Elegant	High	Highly Transparent Satin	Light Oak Dark Oak Walnut Pine Teak Ebony Mahogany	<ul style="list-style-type: none"> <li>Transforms timber colour, nourishes, seals &amp; protects.</li> <li>Premium oil-based formula to enhance the natural beauty of timber.</li> <li>Highly transparent finish that doesn't mask timber grain.</li> <li>Colour tone naturally fades over time.</li> <li>Micro porous - allowing timber to breath.</li> <li>High UV resistance and water repellency.</li> </ul>	3 Coats Cetol HLSe	12 - 16m <sup>2</sup> / L	24 hours	Mineral Turps	Foot Traffic 24 hours. Full cure 7 days.
	Option 3 Sadolin Hardwood Oil	Elegant	Good	Matt	Clear Natural Teak	<ul style="list-style-type: none"> <li>Nourishes &amp; protects.</li> <li>Premium penetrating oil.</li> <li>Timber grain remains visible.</li> <li>Natural subtle matt finish.</li> <li>High water and weather resistance.</li> <li>Easy application.</li> </ul>	3 Coats Sadolin Hardwood Oil	15m <sup>2</sup> / L	24 hours	Mineral Turps	24 hours.
Doors, Windows, Cladding & Screening	Option 1 Cetol BLX-Pro	Efficient	High	Semi Transparent Satin	Light Oak Dark Oak Walnut Pine Teak	<ul style="list-style-type: none"> <li>Transforms timber colour, seals &amp; protects.</li> <li>Fast drying - recoat after only 2 hours.</li> <li><b>Coat your timber in a day.</b></li> <li>Micro porous - allowing timber to breath.</li> <li>High durability and UV resistance.</li> </ul>	3 Coats Cetol BLX-Pro	15m <sup>2</sup> / L	2 hours	Water	Tack Free 2 hours. Full cure 7 days.
	Option 2 Cetol BLX-Pro + Cetol Supernatural	Efficient	Very High	Semi Transparent Satin	Light Oak Dark Oak Walnut Pine Teak	<ul style="list-style-type: none"> <li>Transforms timber colour &amp; seals with superior protection.</li> <li>First choose and apply your preferred BLX-Pro colour.</li> <li>Then protect with 2 coats of Cetol Supernatural.</li> <li>Water-based system.</li> <li>Micro porous - allowing timber to breath.</li> <li>Extremely high UV resistance, water repellency &amp; long term protection.</li> </ul>	1 Coat Cetol BLX-Pro  2 Coats Cetol Supernatural	15m <sup>2</sup> / L  Smooth 12m <sup>2</sup> / L Rough 6 - 8m <sup>2</sup> / L	24 hours	Water  Water	24 Hours  Full cure 7 days.
	Option 3 Cetol HLSe + Cetol Supernatural	Robust	Very High	Highly Transparent Satin	Light Oak Dark Oak Walnut Pine Teak Ebony Mahogany	<ul style="list-style-type: none"> <li>Transforms timber colour, nourishes, seals, protects longer.</li> <li>First choose and apply your preferred Cetol HLSe colour.</li> <li>Then protect with 2 coats of Cetol Supernatural.</li> <li>Hybrid system.</li> <li>Micro porous - allowing timber to breath.</li> <li>Extremely high UV resistance, water repellency &amp; long term protection.</li> </ul>	1 Coat Cetol HLSe  2 Coats Cetol Supernatural	Smooth 12 - 16m <sup>2</sup> / L Rough 4 - 8m <sup>2</sup> / L  Smooth 12m <sup>2</sup> / L Rough 6 - 8m <sup>2</sup> / L	24 hours	Mineral Turps  Water	24 Hours  Full cure 7 days.
	Option 4 Cetol HLSe + Cetol TGL Gloss Plus	Specialist	High	Highly Transparent Gloss	Light Oak Dark Oak Walnut Pine Teak Ebony Mahogany	<ul style="list-style-type: none"> <li>Transforms timber colour, nourishes &amp; protects with a superior shine.</li> <li>First choose and apply your preferred Cetol HLSe colour.</li> <li>Then protect with 2 coats of Cetol TGL Gloss Plus.</li> <li>Premium oil-based formulas to enhance the natural beauty of timber.</li> <li>Highly transparent finish that doesn't mask timber grain.</li> <li>Micro porous - allowing timber to breath.</li> <li>High UV and weather resistance for long term protection.</li> </ul>	1 Coat Cetol HLSe  2 Coats Cetol TGL Gloss Plus	Smooth 12 - 16m <sup>2</sup> / L Rough 4 - 8m <sup>2</sup> / L  12m <sup>2</sup> / L	24 hours	Mineral Turps  Mineral Turps	Tack Free 4 hours. Full cure 7 days.
	Option 5 Cetol HLSe + Cetol Filter 7 Plus	Elegant & Robust	Very High	Highly Transparent Satin	Light Oak Dark Oak Walnut Pine Teak Mahogany	<ul style="list-style-type: none"> <li>Transforms timber colour, nourishes, seals &amp; protects exceptionally.</li> <li>First choose and apply your preferred Cetol HLSe colour.</li> <li>Then protect with 2 coats of Cetol Filter 7 Plus.</li> <li>Premium oil-based formulas to enhance the natural beauty of timber.</li> <li>Highly transparent finish that doesn't mask timber grain.</li> <li>Micro porous - allowing timber to breath.</li> <li>Exceptional UV &amp; weather resistance for long term protection.</li> <li>Easy application &amp; simple maintenance - no stripping required.</li> </ul>	1 Coat Cetol HLSe  2 Coats Cetol Filter 7 Plus	Smooth 12 - 16m <sup>2</sup> / L Rough 4 - 8m <sup>2</sup> / L  Smooth 10 - 16m <sup>2</sup> / L Rough 6 - 8m <sup>2</sup> / L	24 hours	Mineral Turps  Mineral Turps	Tack Free 4 hours. Full cure 7 days.



# Preparation & Application

## How to prepare timber before coating

New hardwood timbers contain naturally occurring water-soluble oils called tannins. Tannins must be removed from hardwood timber before coating to avoid ugly staining as the oils leach out.

Once a hardwood exterior timber project is completed and exposed to the weather, this process will happen naturally over a period of 6 months; however, who has 6 months to wait? Tannin removal may also be achieved in as little as 30 minutes using **Cetol BL Tannin & Oil Remover**.

Softwoods generally only require a clean with **Cetol BL Deck & Wood Cleaner** before coating.

### Cetol BL Tannin & Oil Remover

Formulated to prepare new exterior hardwood and hardwood decking before the application of Sikkens timber coatings.

**Application:** Watering can.

**Coverage:** Approx. 8m<sup>2</sup> / L

- Process:**
- Scrub solution into surface with stiff bristle brush and leave for 15 min. Do not allow the surface to dry, mist with water if necessary.
  - Thoroughly rinse the surface with a hose or pressure washer.
  - Whilst timber is wet, follow up with Cetol BL Deck & Wood Cleaner.



### Cetol BL Deck & Wood Cleaner

Formulated to rapidly revitalise and brighten grey or weathered timber, or for use in conjunction with Cetol BL Tannin & Oil Remover on raw timber, before the application of Sikkens timber coatings.

**Application:** Soft brush or mop.

**Coverage:** Approx. 8m<sup>2</sup> / L

- Process:**
- Clean down the area to be treated to remove dirt and grime.
  - Whilst wet, apply the solution to the surface with a soft brush or mop and leave for 15 minutes.
  - Rinse thoroughly to reveal light and clean timber and allow to dry.
  - Once dry, lightly sand the surface and dust down before coating.



## Application

- Apply coatings liberally with a good quality brush, ensuring the coating is applied evenly. Always ensure exposed timber ends are also coated.
- Ensure the timber to be coated is completely dry and dust free before application.
- Always apply Sikkens coatings along the timber grain, never across it.
- Drying times will vary dependent on temperature and humidity.
- Allow coatings to dry long enough before additional coats and exposure to foot traffic.
- Wait until full cure has been achieved before placing furniture or similar on to a coated surface.

## Timber preparation step-by-step guide

New Hardwood Timber			
<b>Step 1.</b> Sand the area to be treated with 60-80 grit sandpaper to ensure good penetration of the Cetol BL Tannin & Oil Remover.	<b>Step 2.</b> Clean down the area to remove dust with a hose or pressure washer.	<b>Step 3.</b> Apply Cetol BL Tannin & Oil Remover with a watering can to the surface to be treated at a rate of 8m <sup>2</sup> / L.	<b>Step 4.</b> Scrub the solution into the timber with a stiff bristle brush or similar and allow the solution to sit on the timber surface for 15 minutes.  Do not allow the solution to dry on surfaces, apply a light mist of water if necessary.
<b>Step 5.</b> Rinse off the solution thoroughly using a hose or pressure washer.	<b>Step 6.</b> Whilst the timber is still wet, apply Cetol BL Deck & Wood Cleaner with a mop or soft brush at a rate of 8m <sup>2</sup> / L and allow to sit on the surface for 15 minutes.	<b>Step 7.</b> Rinse off the solution thoroughly using a hose or pressure washer to reveal light and clean timber, free from tannins, dirt and grime.	<b>Step 8.</b> Allow the timber to completely dry.  Lightly sand with 80 grit sandpaper and dust down prior to coating.  Now simply apply your chosen Sikkens timber care system.

New Softwood Timber			
<b>Step 1.</b> Clean down the area with a hose or pressure washer to remove dust.	<b>Step 2.</b> Whilst the timber is still wet, apply Cetol BL Deck & Wood Cleaner with a mop or soft brush at a rate of 8m <sup>2</sup> / L and allow to sit on the surface for 15 minutes.	<b>Step 3.</b> Rinse off the solution thoroughly using a hose or pressure washer to reveal light and clean timber, free from dirt and grime.	<b>Step 4.</b> Allow the timber to completely dry.  Lightly sand with 100-120 grit sandpaper and dust down prior to coating.  Now simply apply your chosen Sikkens timber care system.

Weathered & Grey Timber		
<b>Step 1.</b> Completely wet the area to be treated and apply Cetol BL Deck & Wood Cleaner as per instructions.	<b>Step 2.</b> Thoroughly rinse the area with a hose or pressure washer and allow to completely dry.	<b>Step 3.</b> Lightly sand the area using 60-80 grit sand paper for hardwoods and 100-120 grit sandpaper for softwoods and dust down prior to coating.

Revitalising Aged Sikkens Finishes		
<b>Step 1.</b> Clean down the area with a mild detergent solution to remove dust and grime, thoroughly rinse with a hose or pressure washer and allow to dry.	<b>Step 2.</b> Lightly sand the area using 180 grit sand paper and dust down prior to coating.	<b>Step 3.</b> Now simply re-apply your previously used Sikkens topcoat.

Pre-existing Peeling, Flaking or Blistering Coatings			
<b>Step 1.</b> For best results, sand back to bare timber and dust down.	<b>Step 2.</b> Completely wet the area to be treated and apply Cetol BL Deck & Wood Cleaner as per instructions.	<b>Step 3.</b> Thoroughly rinse the area with a hose or pressure washer and allow to completely dry.	<b>Step 4.</b> Lightly sand the area using 60-80 grit sand paper for hardwoods and 100-120 grit sandpaper for softwoods and dust down prior to coating. Now simply apply your chosen Sikkens timber care system.

# Timber Decking



## Cetol BLX-Pro

The next generation of water based coatings, formulated to transform timber colour, seal and protect. Cetol BLX-Pro is designed for use as a stand-alone deck coating system.

- Finish:** Efficient, satin, semi-transparent.
- Colours:** Light Oak, Dark Oak, Walnut, Pine and Teak.
- Advantages:**
- Coat your deck in a day.
  - Fast drying water based formula – only 2 hour recoat time.
  - Micro porous – allowing timber to breath.
  - High durability, weather and UV resistance.
  - Easy application.
  - Simple periodic maintenance – no stripping required.
- Coverage:** Approx. 15m<sup>2</sup> / L.
- Systems:** 3 coats.
- Dry Times:** Tack free 1 hour / re-coat 2 hours / full cure 7 days.
- Clean Up:** Water.
- Sizes:** 1L / 5L / 100ML sample pots.



## Cetol Deck

A highly durable, water repellent, oil-based higher build coating, formulated for application over a base colour coat of Cetol HLSe, to provide maximum long-term timber decking protection.

- Finish:** Robust, satin, highly transparent.
- Colours:** Natural.
- Advantages:**
- Simply apply over your chosen HLSe colour.
  - Highly transparent finish that does not mask timber grain.
  - Micro porous – allowing timber to breath.
  - Very high durability, abrasion, weather and UV resistance.
- Coverage:** Approx. 8 - 10m<sup>2</sup> / L.
- Systems:**
- Use as the final 2 coats over Sikkens Cetol HLSe colours.
  - Note - when applied over darker HLSe colours, may deliver a slight greenish tone or change in appearance.
- Dry Times:** Tack free 4 hours / re-coat 24 hours / full cure 7 days.
- Clean Up:** Mineral Turps.
- Sizes:** 1L / 5L / 100ML sample pots.



## Cetol HLSe

A traditional oil based coating, formulated to transform timber colour, deeply penetrate, nourish, seal and protect. Cetol HLSe is designed for use as a stand-alone deck coating system, or as a base coat colour for Cetol Deck or Cetol Deck Slip Resistant.

- Finish:** Elegant, satin, highly transparent.
- Colours:** Light Oak, Dark Oak, Walnut, Pine, Teak, Mahogany and Ebony.
- Advantages:**
- Enhances the natural beauty of timber without masking the grain.
  - Flake & peel resistant - colour tone naturally lightens over time.
  - Micro porous – allowing timber to breath.
  - High durability, weather and UV resistance.
  - Easy application.
  - Simple periodic maintenance – no stripping required.
- Coverage:**
- Smooth timber - 12-16m<sup>2</sup> / L.
  - Rough timber - 4-8m<sup>2</sup> / L.
- Systems:**
- 1 coat as a base colour, before Cetol Deck or Cetol Deck Slip Resistant.
  - 3 coats as a stand-alone system.
- Dry Times:** Tack free 4 hours / re-coat 24 hours / full cure 7 days.
- Clean Up:** Mineral Turps.
- Sizes:** 1L / 5L / 100ML sample pots.



## Cetol Deck Slip Resistant

A highly durable, water repellent, oil-based higher build, slip resistant coating, formulated for application over a base colour coat of Cetol HLSe, to provide maximum long-term timber decking protection.

- Finish:** Robust, slip resistant, satin, highly transparent.
- Colours:** Natural.
- Advantages:**
- Provides up to a P4 slip rating.
  - Simply apply 2 coats over your chosen HLSe colour.
  - Highly transparent finish that does not mask timber grain.
  - Micro porous – allowing timber to breath.
  - Very high durability, abrasion, weather and UV resistance.
- Coverage:**
- Approx. 8-10m<sup>2</sup> / L.
  - Note - Stir regularly during application to ensure even slip-resistive finish.
- Systems:**
- Use as final 2 coats over Sikkens Cetol HLSe colours.
  - Note - when applied over darker HLSe colours, may deliver a slight greenish tone or change in appearance.
- Dry Times:** Tack free 4 hours / re-coat 24 hours / full cure 7 days.
- Clean Up:** Mineral Turps.
- Sizes:** 1L / 5L / 100ML sample pots.





# Doors, Windows, Cladding & Screens



## Cetol BLX-Pro

The next generation of water based coatings, formulated to transform timber colour, seal and protect. Cetol BLX-Pro is designed for use as a stand-alone exterior timber coating system.

**Finish:** Efficient, satin, semi-transparent.

**Colours:** Light Oak, Dark Oak, Walnut, Pine and Teak.

**Advantages:**

- Coat your timber in a day.
- Fast drying water based formula – only 2 hour recoat time.
- Micro porous – allowing timber to breath.
- High durability, weather and UV resistance.
- Easy application.
- Simple periodic maintenance – no stripping required.

**Coverage:** Approx. 15m<sup>2</sup> / L.

**Systems:** 3 coats.

**Dry Times:** Tack free 1 hour / re-coat 2 hours / full cure 7 days.

**Clean Up:** Water.

**Sizes:** 1L / 5L / 100ML sample pots.



## Cetol HLSe

A traditional oil-based coating, formulated to transform timber colour, deeply penetrate, nourish, seal and protect. Cetol HLSe is designed for use as a stand-alone timber coating system, or as a base coat colour for Cetol Filter 7 Plus, Cetol Supernatural or Cetol TGL Gloss Plus.

**Finish:** Elegant, satin, highly transparent.

**Colours:** Light Oak, Dark Oak, Walnut, Pine, Teak, Mahogany and Ebony.

**Advantages:**

- Enhances the natural beauty of timber without masking the grain.
- Flake & peel resistant - colour tone naturally lightens over time.
- Micro porous – allowing timber to breath.
- High durability, weather and UV resistance.
- Simple periodic maintenance – no stripping required.

**Coverage:**

- Smooth timber - 12-16m<sup>2</sup> / L.
- Rough timber - 4-8m<sup>2</sup> / L

**Systems:**

- 1 coat as a base coat before Cetol Filter 7 Plus, Cetol Supernatural or Cetol TGL Gloss Plus.
- 3 coats as a stand-alone system.

**Dry Times:** Tack free 4 hours / re-coat 24 hours / full cure 7 days.

**Clean Up:** Mineral Turps.

**Sizes:** 1L / 5L / 100ML sample pots.



## Cetol Filter 7 Plus

A premium oil-based, medium build coating with added UV filters, formulated to maintain flexibility and deliver maximum protection for exterior timber. Cetol Filter 7 Plus is designed for use over a base coat colour of Cetol HLSe.

**Finish:** Elegant & robust, satin, highly transparent.

**Colours:** Light Oak, Dark Oak, Walnut, Pine, Teak and Mahogany.

**Advantages:**

- Enhances the natural beauty of timber without masking the grain.
- Exceptional UV and weather resistance for long-term protection.
- Micro porous – allowing timber to breath.
- High durability, weather and UV resistance.
- Easy application and simple periodic maintenance – no stripping req.

**Coverage:**

- Smooth timber - approx. 10 - 16m<sup>2</sup> / L.
- Rough timber - approx. 6 - 8m<sup>2</sup> / L.

**Systems:**

- Use as final 2 coats over a base coat of Sikkens Cetol HLSe colours.
- **Note - Not recommended for use on trafficable surfaces or seating.**
- Note - when Cetol Filter 7 Plus 'Pine' is applied over darker HLSe colours, it may deliver a slight greenish tone or change in appearance.

**Dry Times:** Tack free 4 hours / re-coat 24 hours / full cure 7 days.

**Clean Up:** Mineral Turps.



## Cetol Supernatural

A fast drying, flexible, water based topcoat, formulated to provide maximum protection against weathering for exterior timber surfaces. Cetol Supernatural is designed for use over a base coat of Cetol HLSe or Cetol BLX-Pro.

**Finish:** Robust, satin, highly transparent.

**Colours:** Pine

**Advantages:**

- Enhances the natural beauty of timber without masking the grain.
- Exceptional UV and weather resistance for long-term protection.
- Micro porous – allowing timber to breath.
- Eco hybrid system – water based finish.
- Easy application and simple periodic maintenance – no stripping req.

**Coverage:**

- Smooth timber - approx 12m<sup>2</sup> / L.
- Rough timber - approx 6-8m<sup>2</sup> / L.

**Systems:**

- Use as final 2 coats over a base coat of Cetol HLSe or BLX-Pro colours.
- **Note - Not recommended for use on trafficable surfaces or seating.**
- Note - when applied over darker HLSe colours, it may deliver a slight greenish tone or change in appearance.

**Dry Times:** Tack free 4 hours / re-coat 24 hours / full cure 7 days.

**Clean Up:** Water.

**Sizes:** 1L / 5L.



## Cetol TGL Gloss Plus

A highly durable, flexible, oil-based topcoat, formulated to provide minimal dirt retention and maximum protection against weathering for exterior timber. Cetol TGL Gloss Plus is designed for use over a base coat of Cetol HLSe.

**Finish:** Specialist, gloss, highly transparent.

**Colours:** Colourless.

**Advantages:**

- Enhances the natural beauty of timber without masking the grain.
- Superior UV and weather resistance for long-term protection.
- Micro porous – allowing timber to breath.
- Easy application and simple periodic maintenance – no stripping req.

**Coverage:** Approx 12m<sup>2</sup> / L.

**Systems:**

- Use as final 2 coats over a base coat of Sikkens Cetol HLSe colours.
- **Note - Not recommended for use on trafficable surfaces or seating.**

**Dry Times:** Tack free 4 hours / re-coat 24 hours / full cure 7 days.

**Clean Up:** Mineral Turps.

**Sizes:** 1L.



# Outdoor Furniture




Outdoor Furniture

## Cetol BLX-Pro

The next generation of water based coatings, formulated to transform timber colour, seal and protect. Cetol BLX-Pro is designed for use as a stand-alone outdoor timber furniture coating system.

- Finish:** Efficient, satin, semi-transparent.
- Colours:** Light Oak, Dark Oak, Walnut, Pine and Teak.
- Advantages:**
- Coat your outdoor furniture in a day.
  - Fast drying water based formula – only 2 hour recoat time.
  - Micro porous – allowing timber to breath.
  - High durability, weather and UV resistance.
  - Easy application.
  - Simple periodic maintenance – no stripping required.
- Coverage:** Approx. 15m<sup>2</sup> / L.
- Systems:** 3 coats.
- Dry Times:** Tack free 1 hour / re-coat 2 hours / full cure 7 days.
- Clean Up:** Water.
- Sizes:** 1L / 5L / 100ML sample pots.



## Sadolin Hardwood Oil

A premium outdoor furniture oil formulated to penetrate deeply into timber to nourish and protect whilst providing a subtle natural appearance.

- Finish:** Elegant, matt
- Colours:** Clear & Teak.
- Advantages:**
- Natural matt finish.
  - Highly penetrating for excellent protection.
  - Timber grain remains visible.
  - High water and weather resistance.
  - Easy application.
  - Simple periodic maintenance – no stripping required.
- Coverage:** Approx. 15m<sup>2</sup> / L.
- Systems:** 3 coats
- Dry Times:** 12 – 24 hours.
- Clean Up:** Mineral Turps.
- Sizes:** 750ml.



## Cetol HLSe

A traditional oil-based coating, formulated to transform timber colour, deeply penetrate, nourish, seal and protect. Cetol HLSe is designed for use as a stand-alone outdoor timber furniture coating system.

- Finish:** Elegant, satin, highly transparent.
- Colours:** Light Oak, Dark Oak, Walnut, Pine, Teak, Mahogany and Ebony.
- Advantages:**
- Enhances the natural beauty of timber without masking the grain.
  - Flake & peel resistant - colour tone naturally lightens over time.
  - Micro porous – allowing timber to breath.
  - High durability, weather and UV resistance.
  - Easy application.
  - Simple periodic maintenance – no stripping required.
- Coverage:** Approx. 12-16m<sup>2</sup> / L.
- Systems:** 3 coats.
- Dry Times:** Tack free 4 hours / re-coat 24 hours / full cure 7 days.
- Clean Up:** Mineral Turps
- Sizes:** 1L / 5L / 100ML sample pots.





# Maintenance & Re-Coating Guide

Sikkens timber coating systems will deliver superior long-term performance and durability.

For ease, it is recommended that re-coating should take place before any significant deterioration of the coating or the timber below. This would normally be around 12 months for decking and seating, and 2 years for vertical surfaces such as cladding and joinery. However re-coating times are dependent upon the type of timber, the coating system applied, the area of use and exposure to the elements.

## General Maintenance Tips

- Clean up any spills or staining agents as soon as possible.
- Regularly wash down coated surfaces with a mild neutral detergent solution and rinse thoroughly.
- Remove abrasive contaminants such as sand from horizontal surfaces to minimise the abrasive effect on the coating.

## Re-Coating Guide

Original Coating System	Minimal Colour Fade	Significant Colour Fade	
Timber Decking	Cetol BLX-Pro	Sand lightly & apply 1 coat of Cetol BLX-Pro	Sand lightly & apply 2 coats of Cetol BLX-Pro
	Cetol HLSe	Sand lightly & apply 1 coat of Cetol HLSe	Sand lightly & apply 2 coats of HLSe
	Cetol HLSe + Cetol Deck or Cetol Deck Slip Resistant	Sand lightly & apply 1 coat of either Cetol Deck or Cetol Deck Slip Resistant	Sand lightly. Apply 1 coat of Cetol HLSe, followed by 1 or 2 coats of Cetol Deck or Cetol Deck Slip Resistant
Outdoor Furniture	Cetol BLX-Pro	Sand lightly & apply 1 coat of Cetol BLX-Pro	Sand lightly & apply 2 coats of Cetol BLX-Pro
	Cetol HLSe	Sand lightly & apply 1 coat of Cetol HLSe	Sand lightly & apply 2 coats of HLSe
	Sadolin Hardwood Oil	Apply 2 coats of Sadolin Hardwood Oil	
Doors, Windows, Cladding & Screening	Cetol BLX-Pro	Sand lightly & apply 1 coat of Cetol BLX-Pro	Sand lightly & apply 2 coats of Cetol BLX-Pro
	Cetol BLX-Pro + Cetol Supernatural	Sand lightly & apply 2 coats of Cetol Supernatural	Sand lightly. Apply 1 coat of Cetol BLX-Pro followed by two coats of Cetol Supernatural
	Cetol HLSe + Cetol Supernatural	Sand lightly & apply 2 coats of Cetol Supernatural	Sand lightly. Apply 1 coat of Cetol HLSe followed by 2 coats of Cetol Supernatural
	Cetol HLSe + Cetol TGL Gloss Plus	Sand lightly & apply 2 coats of Cetol TGL Gloss Plus	Sand lightly. Apply 1 coat of HLSe followed by 2 coats of Cetol TGL Gloss Plus
	Cetol HLSe + Cetol Filter 7 Plus	Sand lightly & apply 2 coats of Cetol Filter 7 Plus	

Note: no need to sand in between coats if applying 2 re-coats.





# Rapid Product Guide

Sikkens Coating	Decking	Outdoor Furniture	Screens & Fences	Doors & Windows	Cladding
Cetol BLX Pro	✓	✓	✓	✓	✓
Cetol HLSe	✓	✓	✓	✓	✓
Cetol Deck	✓				
Cetol Deck Slip Resistant	✓				
Sadolin Hardwood Oil		✓			
Cetol Filter 7 Plus			✓	✓	✓
Cetol Supernatural			✓	✓	✓
Cetol TGL Gloss Plus				✓	
Cetol BL Tannin & Oil Remover	✓	✓	✓	✓	✓
Cetol BL Deck & Wood Cleaner	✓	✓	✓	✓	✓



Still not sure? [crommelin.com.au](http://crommelin.com.au) or 1800 655 711 - 7 days.

**Crommelin.**

P. 1800 655 711  
E. [service@crommelin.com.au](mailto:service@crommelin.com.au)  
W. [crommelin.com.au](http://crommelin.com.au)

This Project Guide is produced by Crommelin Pty Ltd, an authorised distributor of Sikkens® & Sadolin® products. Sikkens® & Sadolin® are trademarks of AkzoNobel.

